

Dear Family:

In Unit 7, Foundations® introduces your child to additional **glued sounds**. Previously, the glued sounds of **all**, **am** and **an** were taught. A **glued sound** is one in which letters have their own sounds but they are difficult to separate. The glued sounds that will be introduced are:

Week 1

ang - fang - /ang/ **ing - ring - /ing/**

ong - song - /ong/ **ung - lung - /ung/**

Week 2

ank - bank - /ank/ **ink - pink - /ink/**

onk - honk - /onk/ **unk - junk - /unk/**

A word such as '**sink**' with the glued sound of **/ink/** will be tapped **/s/** (one tap) **/ink/** (one tap with three fingers glued together).

I shall be working with the **/ng/** sounds first. You might want to have your child practice them with the keywords. Marching while saying "**ang - fang - /ang/**" in rhythm is fun!


Thank you, as always, for your help.

Sincerely,



ng

ang



fang

/ang/

ing



ring

/ing/

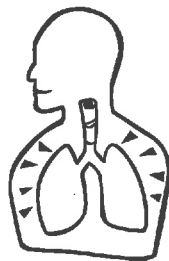
ong



song

/ong/

ung



lung

/ung/

→ Add this page to your child's notebook of sounds. Do this page during **Week 1**.

nk

ank



bank

/ank/

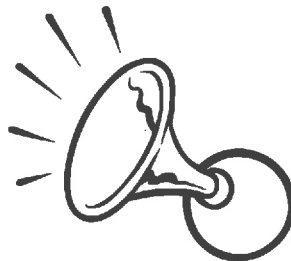
ink



pink

/ink/


onk



honk

/onk/

unk



junk

/unk/

→ Add this page to your child's notebook of sounds. Do this page during **Week 2**.



Homework Guide

Review the **glued sounds** ending in **ng** and **nk**.

Follow These 5 Steps:

1. Dictate the word and have your child echo the word.
2. Have your child tap out the sounds. When doing the “glued” sounds it may be easier to tap on the table rather than to the thumb.
3. Have your child tell you the letters that go with those sounds.
4. Have your child write the letters. It is helpful if you say the letters as your child writes them.
5. Remember, do not tap trick words (in bold).

WEEK 1

Dictate the words and sentence to your child following the 4 steps listed above.

On Monday Dictate	Review Words	→	call	ham	shells
On Tuesday Dictate	Current Words	→	bang	ring	lung
On Wednesday Dictate	Trick Words	→	why	my	try
On Thursday Dictate	Sentence	→	Josh sang a song.		

WEEK 2

Dictate the words and sentence to your child following the 4 steps listed above.

On Monday Dictate	Review Words	→	chop	fan	puffs
On Tuesday Dictate	Current Words	→	pink	thank	honk
On Wednesday Dictate	Trick Words	→	two	put	by
On Thursday Dictate	Sentence	→	The cat got a chunk of fish.		

WEEK 3

Dictate the words and sentence to your child following the 4 steps listed above.

On Monday Dictate	Review Words	→	hill	wham	lips
On Tuesday Dictate	Current Words	→	sinks	wings	honks
On Wednesday Dictate	Trick Words	→	two	very	also
On Thursday Dictate	Sentence	→	Kim will sing six songs.		



Do the "Glued Sound" Activity

Select the letter combination from each box to make real words. If both combinations make a word, just select one.

ang or ank

h _____

th _____

b _____

ing or ink

w _____

r _____

s _____

ong or onk

h _____

s _____

l _____

ung or unk

b _____

j _____

l _____

ing or ink

th _____

k _____

w _____

ung or unk

ch _____

h _____

s _____

WEEK 1

why

by

my

WEEK 2

try

two

put

WEEK 3

very

too

also

→ **Cut words into flashcards.** 1. Each night, help your child **read** all Trick Words from previous units, as well as these. 2. Have your child **trace** each new Trick Word with his or her finger and **spell** it aloud; and 3. Cover up the Trick Word and have your child write it with his or her finger on the table while naming each letter.

Fundations® Trick Words



WEEK 3

some

come

→ **Cut words into flashcards. 1.** Each night, help your child **read** all Trick Words from previous units, as well as these. **2.** Have your child **trace** each new Trick Word with his or her finger and **spell** it aloud; and **3.** Cover up the Trick Word and have your child write it with his or her finger on the table while naming each letter.

Name: _____

Date: _____

Writing Grid for Word and Sentence Homework

Review Words

1 2

3

Handwriting practice lines for Review Words. Each line set includes a cloud icon at the top, a dashed midline, and a frog icon at the bottom. The first line set contains the number '1' on the left and '2' in the middle. The second line set contains the number '3' on the left.

Current Words

1 2

Handwriting practice lines for Current Words. Each line set includes a cloud icon at the top, a dashed midline, and a frog icon at the bottom. The first line set contains the number '1' on the left and '2' in the middle.

Trick Words

3 1

2 3

Handwriting practice lines for Trick Words. Each line set includes a cloud icon at the top, a dashed midline, and a frog icon at the bottom. The first line set contains the number '3' on the left and '1' in the middle. The second line set contains the number '2' on the left and '3' in the middle.

Sentence

1

Handwriting practice lines for Sentence. Each line set includes a cloud icon at the top, a dashed midline, and a frog icon at the bottom. The first line set contains the number '1' on the left.